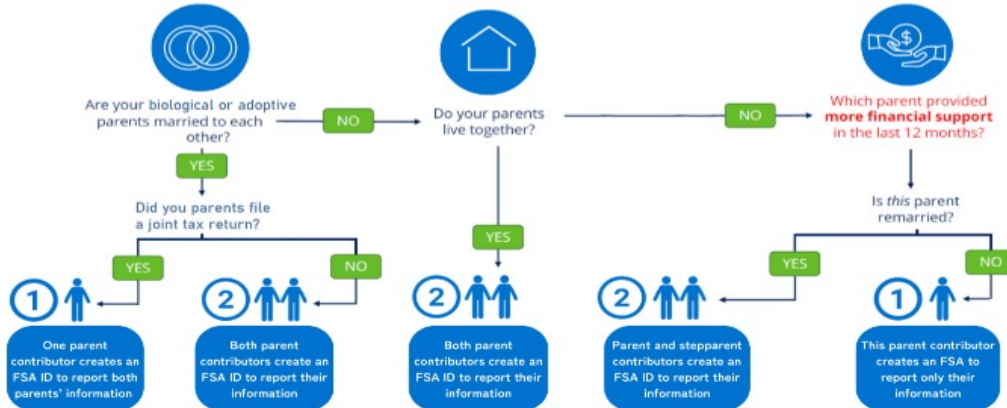


## 2026-2027 Parent Information

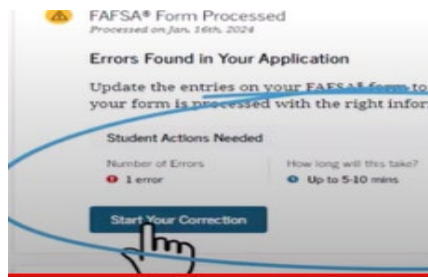
The Financial Aid Office has received your 2026-2027 Free Application for Federal Student Aid (FAFSA). However, your FAFSA could not be processed as your parent has not completed their section of your FAFSA. Please follow the steps below to include parent information on your FAFSA.

1. Determine your parent contributor.

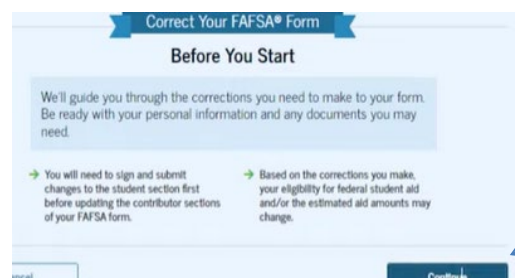
### DETERMINING A PARENT CONTRIBUTOR AND WHO NEEDS AN FSA ID



2. Your parent contributor(s) must create a studentaid.gov account (FSA ID) <https://studentaid.gov/fsa-id/create-account/launch> (only if they do not already have an account). Please note: The FSA ID must be authenticated by the U.S. Department of Education before it can be used to contribute to the FAFSA which takes 1-3 business days.
3. Log into your (student) [studentaid.gov](https://studentaid.gov) account and select “**2026-27 FAFSA Form**” from the “My Activity” section of your dashboard. You will then see a Status Tracker select “**Start Your Correction**” from under “Student Actions Needed”.



4. On the “Correct Your FAFSA Form page select “**Continue**”. You will be guided through the corrections you need to make to your form. When completing the parent section be sure the parent information provided matches the information that your parent provided when creating their FSA ID.



5. An invite will be emailed to your parent from the U.S. Department of Education. Your parent will need to sign into [studentaid.gov](https://studentaid.gov) using **their** FSA ID and password. In the “My Activity” section of their dashboard they select “Accept Invitation”

### My Activity

**Raya Tran Wants Your Help on a FAFSA® Form**

Raya Tran has identified you as a parent on their *Free Application for Federal Student Aid (FAFSA®)* form.

Parents are required to provide their financial and demographic information on the student's FAFSA form. This does not make you financially responsible for Raya's educational costs or any federal student loans they decide to accept.

Visit the 2024-25 FAFSA Help Center

By accepting this invitation, you agree to share your personal and contact information from your StudentAid.gov account on the student's FAFSA form. Once you accept, your information will be linked to this form.

6. Your parent will sign and submit the FAFSA Form.

### Sign and Submit the FAFSA Form

**Summary**

This page confirms that you understand the terms and conditions of the FAFSA® form and filled out the form accurately to the best of your ability.

The FAFSA form is a legal document you will electronically sign with your account username and password (FSA ID). Because your FSA ID is associated with your personal information, do not share it with anyone.

By signing the student's application electronically using your account username and password, YOU, THE PARENT, certify that all of the information you provided is true and complete to the best of your knowledge and you agree, if asked, to provide

- information that will verify the accuracy of your completed form, and
- U.S. or foreign income tax forms that you filed or are required to file.

You also certify that you understand that the secretary of education has the authority to verify information reported on your application.

If you sign this application or any document related to the federal student aid programs electronically using a username and password, and/or any other credential, you certify that you are the person identified by the username and password, and/or any other credential and have not disclosed that username and password, and/or any other credential to anyone else. If you purposefully give false or misleading information, including applying as an independent student without meeting the unusual circumstances required to qualify for such a status, you may be subject to criminal penalties under 20 U.S.C. 1097, which may include a fine up to \$20,000, imprisonment, or both.

Sign for yourself and submit the application for Raya Tran (Student).

☒ I, Alcina Tran, agree to the terms outlined above.